






# OKTA & CANVAS TIPS



Prepare for the semester by **activating your Okta account now!**



In Okta, Delta College students access their **student email and online classes.**



## ACTIVATE YOUR OKTA

After your Admission application is accepted, you'll receive an email prompting you to **login and activate your Okta account.**

Be sure to **follow the instructions** in the email ASAP!

Avoid missing the Okta email by **checking the spam/junk folder** of your email.

## REMEMBER...

Your course's Canvas page **may not be available until the class start date** or a couple days before.



It's YOUR RESPONSIBILITY to **log into Canvas on the 1st day of class** to avoid being dropped!  
Log in daily so you don't fall behind.

## HOW TO GET HELP

Can't find the Okta email? Okta link expired? Unable to login?

Submit a Student Help Desk ticket:

<https://pdcdeltacollege.com/de/student-helpdesk/>



DeltaEarlyStart.com/